

# RECYCLING COLLECTION SUMMARY

**Client:**  
Sha Tin Junior

**Period:**  
20 Dec 2025 to 31 Mar 2026 (Term 2)

**Collection Address:**  
3A Lai Wo Lane, Fo Tan, Sha Tin, NT, HK

**Total Weight of Materials Collected:**  
**727.5 KG**

STJ	Paper	Plastic	Metal	Glass	Tetra Pak	Discarded	Total
2024-2025 Term 2	599.0	75.3	4.9	2.5	5.5	0.0	687.2
2025-2026 Term 2	<b>490.4</b>	<b>155.0</b>	<b>69.8</b>	<b>6.3</b>	<b>6.0</b>	<b>0.0</b>	<b>727.5</b>
Compared to same term last year							
Changes (kg)	-108.6	79.7	64.9	3.8	0.5	0.0	40.3
Changes in %	-18%	106%	1324%	152%	9%	0%	6%



**490.4 kg**  
Paper recycled  
can save  
**8.3 trees<sup>^</sup>**



**155.0 kg**  
Plastic recycled



**69.8 kg**  
Metal recycled



**6.3 kg**  
Glass recycled



**6.0 kg**  
Tetra Pak recycled



The calculations presented are based on information obtained from the following literature sources and governmental publications:

- \* Turner, D. A., Williams, I. D., & Kemp, S. (2015). Greenhouse gas emission factors for recycling of source-segregated waste materials. Resources, Conservation and Recycling, 105, 186-197.
- \* Stramarkou, M., Boukouvalas, C., Elenia, P. et al (2021). Comparative life cycle assessment of polyethylene terephthalate (PET) and multilayer Tetra Pak juice packaging systems. Chemical Engineering Transactions 87:103-108.
- \* Mourad, A., Garcia, E., Vilela, G. et al (2008). Influence of recycling rate increase of aseptic carton for long-life milk on GWP reduction. Resources, Conservation and Recycling 52 (2008), pp. 678-689.
- # "Guidelines to Account for and Report on Greenhouse Gas Emissions and Removals for Buildings (Commercial, Residential or Institutional Purposes) in Hong Kong" published by the Environmental Protection Department, and the Electrical and Mechanical Services Department of the HKSAR Government in February 2010.
- <sup>^</sup> "Guide to Low Carbon Postal Facilities" published by the Environmental Protection Department of the HKSAR Government.

While effort has been made to ensure accuracy, all calculations are estimates provided for reference purposes only. This information should not be considered as definitive or legally binding.

# RECYCLING COLLECTION SUMMARY


**Client:**  
Sha Tin Junior

**Collection Address:**  
3A Lai Wo Lane, Fo Tan, Sha Tin, NT, HK

**Period:**  
20 Dec 2025 to 31 Mar 2026 (Term 2)

**Total Weight of Materials Collected:**  
**727.5 KG**

	Collection date	Paper	Plastic	Metal	Glass	Tetra Pak	Discarded	Total (kg)
1	20/12/2025	6.2	11.8	50.2	0.0	0.0	0.0	68.2
2	10/01/2026	56.4	19.4	1.4	0.6	0.6	0.0	78.4
3	17/01/2026	22.0	3.6	0.1	0.5	0.4	0.0	26.6
4	24/01/2026	44.2	67.0	4.4	0.0	0.6	0.0	116.2
5	31/01/2026	30.0	2.4	0.6	0.0	0.4	0.0	33.4
6	06/02/2026	53.8	2.0	0.1	0.6	0.8	0.0	57.3
7	14/02/2026	61.0	11.4	7.0	3.8	0.8	0.0	84.0
8	28/02/2026	43.2	8.8	1.2	0.5	0.1	0.0	53.8
9	07/03/2026	30.8	5.8	0.6	0.0	0.6	0.0	37.8
10	14/03/2026	49.2	13.6	1.2	0.3	0.4	0.0	64.7
11	21/03/2026	34.0	4.8	0.8	0.0	0.1	0.0	39.7
12	28/03/2026	59.6	4.4	2.2	0.0	1.2	0.0	67.4
	<b>Total</b>	<b>490.4</b>	<b>155.0</b>	<b>69.8</b>	<b>6.3</b>	<b>6.0</b>	<b>0.0</b>	<b>727.5</b>





**SHA TIN JUNIOR SCHOOL**  
沙田小學

**Client:**  
Sha Tin Junior School

**Collection Address:**  
3A Lai Wo Lane, Fo Tan, Sha Tin, NT, HK

**Collection Date:**  
28 March 2026

**Total Weight of Materials Collected:**  
**67.4 KG**

Materials	Weight	Recycling factory sent to
Paper & Cardboard	59.6 kg	Wai Sang Waste Paper & Metal Company Ltd.
Plastic	4.4 kg	Baguio Waste Management & Recycling Ltd. Via Green @ Community
Metal	2.2 kg	Hing Lung Metal Ltd.
Glass	0.0 kg	Baguio Waste Management & Recycling Ltd.
Tetra Pak	1.2 kg	Mil Mill
Discarded	0.0 kg	Discarded Non-Recyclable or Food Waste
<b>Total</b>	<b>67.4 kg</b>	



After Collection



Paper & Cardboard  
59.6 kg



Plastic 4.4 kg



Metal 2.2 kg



Glass 0.0 kg



Tetra Pak 1.2 kg



Discarded 0.0 kg



**SHA TIN JUNIOR SCHOOL**  
沙田小學

**Client:**

Sha Tin Junior School

**Collection Address:**

3A Lai Wo Lane, Fo Tan, Sha Tin, NT, HK

**Collection Date:**

21 March 2026

**Total Weight of Materials Collected:**

**39.7 KG**

Materials	Weight	Recycling factory sent to
Paper & Cardboard	34.0 kg	Wai Sang Waste Paper & Metal Company Ltd.
Plastic	4.8 kg	Baguio Waste Management & Recycling Ltd. Via Green @ Community
Metal	0.8 kg	Hing Lung Metal Ltd.
Glass	0.0 kg	Baguio Waste Management & Recycling Ltd.
Tetra Pak	0.1 kg	Mil Mill
Discarded	0.0 kg	Discarded Non-Recyclable or Food Waste
<b>Total</b>	<b>39.7 kg</b>	



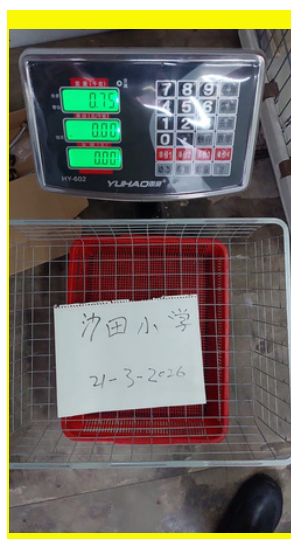
After Collection



Paper & Cardboard  
34.0 kg



Plastic 4.8 kg



Metal 0.8 kg



Glass 0.0 kg



Tetra Pak 0.1 kg



Discarded 0.0 kg



**SHA TIN JUNIOR SCHOOL**  
沙田小學

**Client:**

Sha Tin Junior School

**Collection Address:**

3A Lai Wo Lane, Fo Tan, Sha Tin, NT, HK

**Collection Date:**

14 March 2026

**Total Weight of Materials Collected:**

**64.7 KG**

Materials	Weight	Recycling factory sent to
Paper & Cardboard	49.2 kg	Wai Sang Waste Paper & Metal Company Ltd.
Plastic	13.6 kg	Baguio Waste Management & Recycling Ltd. Via Green @ Community
Metal	1.2 kg	Hing Lung Metal Ltd.
Glass	0.3 kg	Baguio Waste Management & Recycling Ltd.
Tetra Pak	0.4 kg	Mil Mill
Discarded	0.0 kg	Discarded Non-Recyclable or Food Waste
<b>Total</b>	<b>64.7 kg</b>	




After Collection



Paper & Cardboard 49.2 kg



Plastic 13.6 kg



Metal 1.2 kg



Glass 0.3 kg



Tetra Pak 0.4 kg



Discarded 0.0 kg



**SHA TIN JUNIOR SCHOOL**  
沙田小學

**Client:**

Sha Tin Junior School

**Collection Address:**

3A Lai Wo Lane, Fo Tan, Sha Tin, NT, HK

**Collection Date:**

07 March 2026

**Total Weight of Materials Collected:**

**37.8 KG**

Materials	Weight	Recycling factory sent to
Paper & Cardboard	30.8 kg	Wai Sang Waste Paper & Metal Company Ltd.
Plastic	5.8 kg	Baguio Waste Management & Recycling Ltd. Via Green @ Community
Metal	0.6 kg	Hing Lung Metal Ltd.
Glass	0.0 kg	Baguio Waste Management & Recycling Ltd.
Tetra Pak	0.6 kg	Mil Mill
Discarded	0.0 kg	Discarded Non-Recyclable or Food Waste
<b>Total</b>	<b>37.8 kg</b>	



After Collection



Paper & Cardboard  
30.8 kg



Plastic 5.8 kg



Metal 0.6 kg



Glass 0.0 kg



Tetra Pak 0.6 kg



Discarded 0.0 kg



**SHA TIN JUNIOR SCHOOL**  
沙田小學

**Client:**

Sha Tin Junior School

**Collection Address:**

3A Lai Wo Lane, Fo Tan, Sha Tin, NT, HK

**Collection Date:**

28 February 2026

**Total Weight of Materials Collected:**

**53.8 KG**

Materials	Weight	Recycling factory sent to
Paper & Cardboard	43.2 kg	Wai Sang Waste Paper & Metal Company Ltd.
Plastic	8.8 kg	Baguio Waste Management & Recycling Ltd. Via Green @ Community
Metal	1.2 kg	Hing Lung Metal Ltd.
Glass	0.5 kg	Baguio Waste Management & Recycling Ltd.
Tetra Pak	0.1 kg	Mil Mill
Discarded	0.0 kg	Discarded Non-Recyclable or Food Waste
<b>Total</b>	<b>53.8 kg</b>	



After Collection



Paper & Cardboard 43.2 kg



Plastic 8.8 kg



Metal 1.2 kg



Glass 0.5 kg



Tetra Pak 0.1 kg



Discarded 0.0 kg



**SHA TIN JUNIOR SCHOOL**  
沙田小學

**Client:**

Sha Tin Junior School

**Collection Address:**

3A Lai Wo Lane, Fo Tan, Sha Tin, NT, HK

**Collection Date:**

14 February 2026

**Total Weight of Materials Collected:**

**84.0 KG**

Materials	Weight	Recycling factory sent to
Paper & Cardboard	61.0 kg	Wai Sang Waste Paper & Metal Company Ltd.
Plastic	11.4 kg	Baguio Waste Management & Recycling Ltd. Via Green @ Community
Metal	7.0 kg	Hing Lung Metal Ltd.
Glass	3.8 kg	Baguio Waste Management & Recycling Ltd.
Tetra Pak	0.8 kg	Mil Mill
Discarded	0.0 kg	Discarded Non-Recyclable or Food Waste
<b>Total</b>	<b>84.0 kg</b>	



After Collection



Paper & Cardboard  
61.0 kg



Plastic 11.4 kg



Metal 7.0 kg



Glass 3.8 kg



Tetra Pak 0.8 kg



Discarded 0.0 kg



**SHA TIN JUNIOR SCHOOL**  
沙田小學

**Client:**

Sha Tin Junior School

**Collection Address:**

3A Lai Wo Lane, Fo Tan, Sha Tin, NT, HK

**Collection Date:**

07 February 2026

**Total Weight of Materials Collected:**

**57.3 KG**


Materials	Weight	Recycling factory sent to
Paper & Cardboard	53.8 kg	Wai Sang Waste Paper & Metal Company Ltd.
Plastic	2.0 kg	Baguio Waste Management & Recycling Ltd. Via Green @ Community
Metal	0.1 kg	Hing Lung Metal Ltd.
Glass	0.6 kg	Baguio Waste Management & Recycling Ltd.
Tetra Pak	0.8 kg	Mil Mill
Discarded	0.0 kg	Discarded Non-Recyclable or Food Waste
<b>Total</b>	<b>57.3 kg</b>	



After Collection



Paper & Cardboard 53.8 kg




Plastic 2.0 kg



Metal 0.1 kg



Glass 0.6 kg



Tetra Pak 0.8 kg



Discarded 0.0 kg



**SHA TIN  
JUNIOR SCHOOL**  
沙田小學

**Client:**

Sha Tin Junior School

**Collection Address:**

3A Lai Wo Lane, Fo Tan, Sha Tin, NT, HK

**Collection Date:**

31 January 2026

**Total Weight of Materials Collected:**

**33.4 KG**

Materials	Weight	Recycling factory sent to
Paper & Cardboard	30.0 kg	Wai Sang Waste Paper & Metal Company Ltd.
Plastic	2.4 kg	Baguio Waste Management & Recycling Ltd. Via Green @ Community
Metal	0.6 kg	Hing Lung Metal Ltd.
Glass	0.0 kg	Baguio Waste Management & Recycling Ltd.
Tetra Pak	0.4 kg	Mil Mill
Discarded	0.0 kg	Discarded Non-Recyclable or Food Waste
<b>Total</b>	<b>33.4 kg</b>	



After Collection



Paper & Cardboard  
30.0 kg



Plastic 2.4 kg



Metal 0.6 kg



Glass 0.0 kg



Tetra Pak 0.4 kg



Discarded 0.0 kg



**SHA TIN  
JUNIOR SCHOOL**  
沙田小學

**Client:**

Sha Tin Junior School

**Collection Address:**

3A Lai Wo Lane, Fo Tan, Sha Tin, NT, HK

**Collection Date:**

24 January 2026

**Total Weight of Materials Collected:**

**116.2 KG**

Materials	Weight	Recycling factory sent to
Paper & Cardboard	44.2 kg	Wai Sang Waste Paper & Metal Company Ltd.
Plastic	67.0 kg	Baguio Waste Management & Recycling Ltd. Via Green @ Community
Metal	4.4 kg	Hing Lung Metal Ltd.
Glass	0.0 kg	Baguio Waste Management & Recycling Ltd.
Tetra Pak	0.6 kg	Mil Mill
Discarded	0.0 kg	Discarded Non-Recyclable or Food Waste
<b>Total</b>	<b>116.2 kg</b>	




After Collection



Paper & Cardboard  
44.2 kg



Plastic 67.0 kg



Metal 4.4 kg



Glass 0.0 kg



Tetra Pak 0.6 kg



Discarded 0.0 kg



**SHA TIN JUNIOR SCHOOL**  
沙田小學

**Client:**

Sha Tin Junior School

**Collection Address:**

3A Lai Wo Lane, Fo Tan, Sha Tin, NT, HK

**Collection Date:**

17 January 2026


**Total Weight of Materials Collected:**

**26.6 KG**

Materials	Weight	Recycling factory sent to
Paper & Cardboard	22.0 kg	Wai Sang Waste Paper & Metal Company Ltd.
Plastic	3.6 kg	Baguio Waste Management & Recycling Ltd. Via Green @ Community
Metal	0.1 kg	Hing Lung Metal Ltd.
Glass	0.5 kg	Baguio Waste Management & Recycling Ltd.
Tetra Pak	0.4 kg	Mil Mill
Discarded	0.0 kg	Discarded Non-Recyclable or Food Waste
<b>Total</b>	<b>26.6 kg</b>	



After Collection



Paper & Cardboard  
22.0 kg



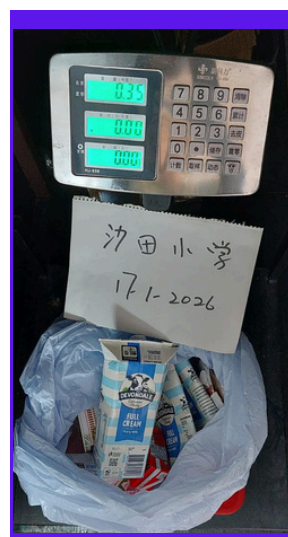
Plastic 3.6 kg



Metal 0.1 kg



Glass 0.5 kg



Tetra Pak 0.4 kg



Discarded 0.0 kg



**SHA TIN  
JUNIOR SCHOOL**  
沙田小學

**Client:**

Sha Tin Junior School

**Collection Address:**

3A Lai Wo Lane, Fo Tan, Sha Tin, NT, HK

**Collection Date:**

10 January 2026

**Total Weight of Materials Collected:**

**78.4 KG**

Materials	Weight	Recycling factory sent to
Paper & Cardboard	56.4 kg	Wai Sang Waste Paper & Metal Company Ltd.
Plastic	19.4 kg	Baguio Waste Management & Recycling Ltd. Via Green @ Community
Metal	1.4 kg	Hing Lung Metal Ltd.
Glass	0.6 kg	Baguio Waste Management & Recycling Ltd.
Tetra Pak	0.6 kg	Mil Mill
Discarded	0.0 kg	Discarded Non-Recyclable or Food Waste
<b>Total</b>	<b>78.4 kg</b>	



Paper & Cardboard  
18.8 kg



Paper & Cardboard  
37.6 kg




Plastic 19.4 kg



Metal 1.4 kg



Glass 0.6 kg



Tetra Pak 0.6 kg



Discarded 0.0 kg



**SHA TIN  
JUNIOR SCHOOL**  
沙田小學

**Client:**

Sha Tin Junior School

**Collection Address:**

3A Lai Wo Lane, Fo Tan, Sha Tin, NT, HK

**Collection Date:**

20 December 2025

**Total Weight of Materials Collected:**

**68.2 KG**

Materials	Weight	Recycling factory sent to
Paper & Cardboard	6.2 kg	Wai Sang Waste Paper & Metal Company Ltd.
Plastic	11.8 kg	Baguio Waste Management & Recycling Ltd. Via Green @ Community
Metal	50.2 kg	Hing Lung Metal Ltd.
Glass	0.0 kg	Baguio Waste Management & Recycling Ltd.
Tetra Pak	0.0 kg	Mil Mill
Discarded	0.0 kg	Discarded Non-Recyclable or Food Waste
<b>Total</b>	<b>68.2 kg</b>	



After Collection



Paper & Cardboard  
6.2 kg



Plastic 11.8 kg



Metal 50.2 kg



Glass 0.0 kg



Tetra Pak 0.0 kg



Discarded 0.0 kg